
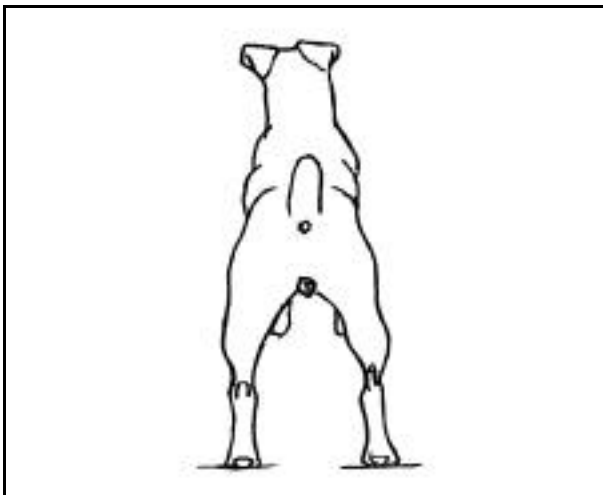




Registration Photographs

Jack Russell Terrier Club of Canada

Six (6) Photographs, taken in colour, of the terrier standing on a level hard surface with the feet visible. The photographs are to be from the front, left and right sides (left and right side doubles required), and rear of terrier. The photographs must portray the terrier in a natural position (not stacked). Outdoor shots are preferable with good contrast between terrier and background. **On back of the photograph write terrier's full name, date of photograph and terrier's age. Photographs must be signed by the Veterinarian during the completion of the Veterinarian's Certificate for Registration. (Polaroid photos are not acceptable.)**

General Points: Fill the frame ie: get the terrier as large as possible in the picture, we are unable to assess the conformation of a tiny dog in a big picture. Take pictures at the terriers level, rather than from above or downward angle. Photographs taken from above are deceiving as they portray a longer back and shorter leg. Do not photograph the terrier standing in the grass as the paws are not visible. All four paws must be on the **same** level surface.



PHOTOGRAPHS MUST BE SIGNED BY THE VETERINARIAN
DO NOT TAPE OR STAPLE PHOTOGRAPHS TO PAGE. DO NOT CUT PHOTOGRAPHS. (Jan 97)